

GUI Based Prediction of Heart Stroke Stages by Finding the Accuracy Using Machine Learning Algorithm

¹Katthi Prasanth, ²M. Shyni

¹UG Student, Department of Computer Science and Engineering,

¹Saveetha School of Engineering, Saveetha Institute of Medical and Technical Sciences, Chennai

²Assistant Professor, Department of Computer Science and Engineering,

²Saveetha School of Engineering, Saveetha Institute of Medical and Technical Sciences, Chennai

¹madhuprasanth1435@gmail.com, ²shynim.sse@saveetha.com

Article Info

Volume 81

Page Number: 5389 - 5392

Publication Issue:

November-December 2019

Abstract

In this paper, Restrictions in accessible analytic measurements confine the adequacy of overseeing treatments for cardiogenic stun. In current clinical practice, cardiovascular state is surmised through estimation of aspiratory fine wedge weight and dependence on straight approximations among weight and stream to appraise fringe vascular obstruction. Mechanical circulatory bolster gadgets dwelling inside the left ventricle and aorta give a chance to both deciding cardiovascular and vascular state and offering restorative advantage. We influence the controllable method of activity and trans valvular position of an inhabiting percutaneous ventricular help gadget to survey vascular and, thusly, heart state through the impacts of gadget blood vessel coupling crosswise over various levels of gadget support. Strategies: Vascular state is controlled by estimating changes in the weight waveforms instigated through purposeful variety in the gadget created blood stream. We assess this effect by applying a lumped parameter model to measure state-explicit vascular opposition and consistence and figure beat-to-beat stroke volume and cardiovascular yield in both creature models and review tolerant information without outside adjustment. Results: Vascular state was precisely anticipated in patients also, animals in both pattern and test conditions. In the creature, stroke volume was anticipated inside an absolute RMS blunder of 3.71 mL (n=482). End: We show that gadget blood vessel coupling is an amazing asset for assessing patient and state explicit parameters of cardiovascular work. Noteworthiness: These bits of knowledge may yield improved clinical mind and bolster the improvement of people to come mechanical circulatory help gadgets that decide.

Article History

Article Received: 5 March 2019

Revised: 18 May 2019

Accepted: 24 September 2019

Publication: 26 December 2019

Keywords: Cardiac output, vascular resistance, mechanical circulatory support, cardiogenic shock, vascular coupling

1. Introduction

Stroke is a worldwide medical issue and one of the main reasons for grown-up incapacity. Stroke is the fourth significant reason for demise in India. In Trivandrum, the capital of the Indian condition of Kerala, the frequency pace of stroke every year is 135.0 and 138.0 (per 1,00,000 occupants) in urban and rustic network individually [1]. Stroke or Cerebrovascular mishap is an ailment because of deficient stockpile of blood to the synapses, which harms them and results in their demise. Blood stream might be hindered either because of a coagulation in the vein or a vein break .Stroke caused because of a coagulation in the vein is typically alluded to as Ischemic stroke [2] and that because of a break of vein is alluded to as Hemorrhagic stroke. The deficiency of oxygen what's more, supplements to the synapses is alluded to as ischemia which at last prompts their demise. Ischemic stroke represents around 85 % all things considered. Its rate is quickening in creating nations because of undesirable ways of life. The high metabolic pace of cerebrum, affectability to changes in blood stream furthermore, reliance on nonstop blood stream make strokes so hazardous. Guess of stroke is as yet a test and is very much obvious in the field of therapeutic research. Machine learning systems are unquestionably worth investigating in foreseeing the probability of stroke. AI is a technique for information investigation that mechanizes coherent model building. The iterative period of AI is significant since as models are presented to new information tests, they are ready to adjust freely. They gain from past calculations to deliver predictable and repeatable choices. Learning stops when the calculation accomplishes a reasonable degree of execution.

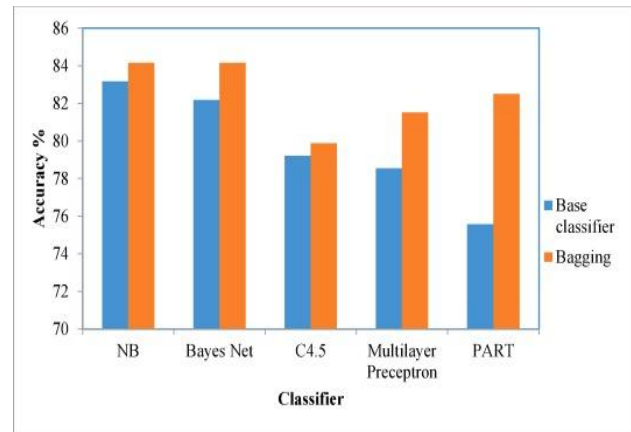


Figure 1: Improving accuracy diagram

2. Proposed System

This research work focuses on the development of graphical user interface (GUI) model for the prediction of stroke using Support vector machine (SVM) with 12 input parameters. An overview of SVM and GUI design in MATLAB is given in the following sections.

Support Vector Machine

SVM is a widely used supervised machine learning algorithm for classification developed by Vladimir N. Vapnik and the current standard incarnation (soft margin) was proposed by Vapnik and Corinna Cortes in 1995 [11]. In pattern classification, given a set of input samples and the corresponding class labels, the aim is to confine the implicit relation among the patterns of the same class, so that when a test sample is given, the corresponding output class label is retrieved. It merges linear algorithms with linear or non-linear kernel functions that make it a dominant tool in data mining and medical imaging applications. It outperforms other classifiers even with small numbers of training samples. Dataset for this work is taken from International Stroke trial Database. [12] Database includes patient information, patient history, hospital details, Country, risk factors and symptoms. After pre processing, 350 samples are taken in this work. Polynomial,

quadratic, radial basis function and linear functions are applied and all give different accuracy. A comparison has been made between classification accuracy of various kernel functions.

Structure of GUI

A graphical UI (GUI) is a pictorial interface to a program. A decent GUI can make programs simpler to use by giving them a predictable appearance and with natural controls like pushbuttons, list boxes, sliders, menus, etc. In this work, a MATLAB GUI is made utilizing a instrument called direct, the GUI Development Environment. This instrument enables a software engineer to design the GUI, choosing and adjusting the GUI segments to be set in it. Normal clients can show manifestations they are encountering and get a expectation from the framework.

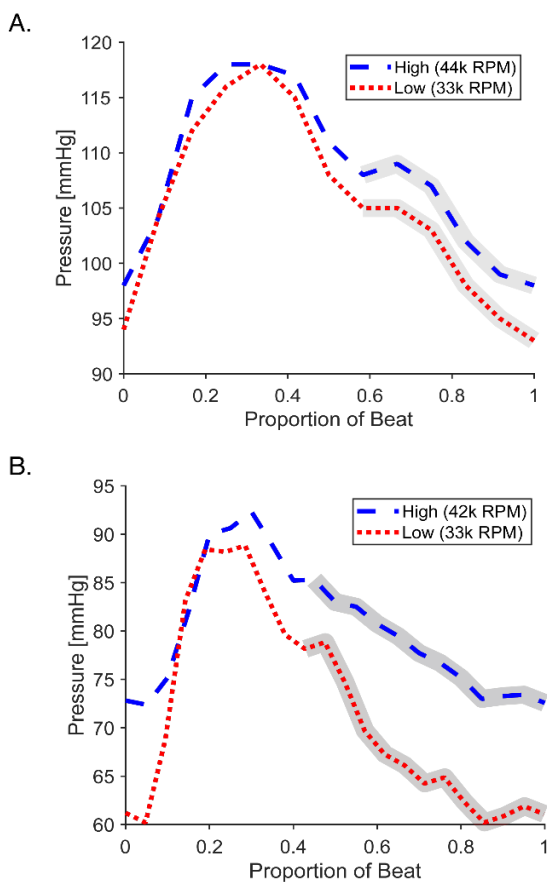


Figure 2: Beat Count

Execution analysis

SVM has been actualized with various bit capacities more, the fitting decision of part work for location of stroke has been examined by similar creators [13]. The exhibition measurements for different part elements of a SVM classifier.

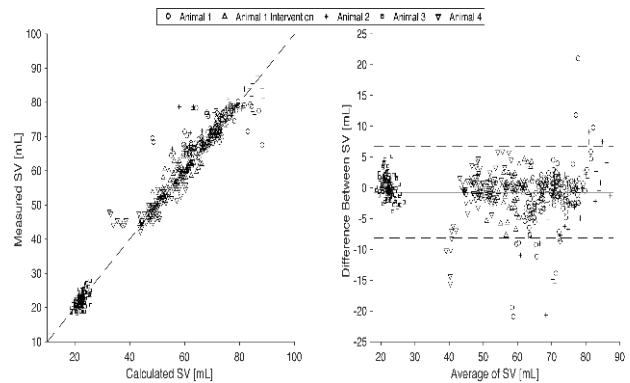


Figure 3: A correlation and Bland-Altman plot

3. Conclusion

A GUI model for the expectation of stroke has been created in MATLAB utilizing Support Vector Machine as the classifier. Conclusion of stroke during introductory stages is pivotal for convenient avoidance and fix. This model guides in foreseeing the likelihood of stroke dependent on side effects and hazard factors. Execution of the framework can be improved by consolidating more hazard variables and manifestations which requires preparing from an a lot bigger database.

References

- [1] Subha PP, Pillai Geethakumari SM, Athira M, Nujum ZT, Pattern and risk factors of stroke in the young among stroke parients admitted in medical college hospital, Thiruvananthapuram., Ann Indian Acad Neurol 2015;18:20-3.
- [2] Barry L. Zaret, M.D., Marvin Moser, M.D., Lawrence S. Cohen, Chapter 18 Stroke - Lawrence M. Brass, M.D.
- [3] MacMahon S, Rodgers A. The epidemiological association between blood pressure and stroke:

- implications for primary and secondary prevention. *Hypertens Res.* 1994;17(suppl 1):S23-S32.
- [4] Shinton R, Beevers G. Meta-analysis of relation between cigarette smoking and stroke. *BMJ*
- [5] Benjamin EJ, Levy D, Vaziri SM, D'Agostino RB, Belanger AJ, Wolf PA. Independent risk factors for atrial fibrillation in a population-based cohort: the Framingham Heart Study. *JAMA.* 1994; 271:840-844
- [6] Saangyong Uhm, Dong-Hoi Kim, Jin Kim, Sung Won Cho, Jae Youn Cheong, "Chronic Hepatitis Classification Using SNP Data and Data Mining Techniques", *Frontiers in the Convergence of Bioscience and Information Technologies, FBIT 2007*, pp.81 - 86 , 11-13 Oct. 2007. B. Smith, "An approach to graphs of linear forms (Unpublished work style)," unpublished.
- [7] S. Bhatia, P. Prakash and G.N. Pillai, SVM based Decision Support System for Heart Disease Classification with Integer-coded Genetic Algorithm to select critical features, *Proceedings of the World Congress on Engineering and Computer Science, San Francisco, USA*, pp.34-38, 2008.
- [8] Yanwei Xing, Jie Wang and Zhihong Zhao Yonghong Gao 2007 "Combination data mining methods with new medical data to predicting outcome of Coronary Heart Disease" *Convergence Information Technology, 2007. International Conference November 2007*, pp 868-872.
- [9] Jianxin Chen, Guangcheng Xi, Yanwei Xing, Jing Chen, and Jie Wang 2007 "Predicting Syndrome by NEI Specifications: A Comparison of Five Data Mining Algorithms in Coronary Heart Disease" *Life System Modeling and Simulation Lecture Notes in Computer Science*, pp 129-135
- [10] Alexopoulos, E., Dounias, G.D., and Vemmos, K. (1999). "Medical diagnosis of stroke using inductive machine learning". In *Proceedings of Workshop on Machine Learning in Medical Applications, Advance Course in Artificial Intelligence-ACAI99, Chania, Greece*, 20-23.
- [11] C. Cortes and V. Vapnik, "Support-vector networks," *Machine learning*, vol. 20, no. 3, pp. 273–297, 1995.
- [12] Sandercock, Peter; Niewada, Maciej; Czlonkowska, Anna. (2011). *International Stroke Trial database (version 2)*, University of Edinburgh. Department of Clinical Neurosciences.
- [13] Jeena R S, Dr Suresh Kumar A, 'Stroke Prediction using SVM', *Proceedings on International Conf. on Control, Instrumentation, Communication and Computational Technologies, (ICCICCT-2016)*, Tamil Nadu