

Indoor Optical Wireless Transmission under Artificial Neural Networks

Manju Kumari

Lecturer, Govt. Polytechnic College, Bikaner

manjusunia08@gmail.com

Article Info

Volume 78

Page Number: 01 - 08

Publication Issue:

January-December 2016

Article History

Article Received: 20 August 2016

Revised: 10 October 2016

Accepted: 24 November 2016

Publication: 31 December 2016

Abstract

Optical Wireless Communication now becomes important part in technology era. It is mostly used in newly developed mobile technologies. This work describes the concept of PPM based modulation under SWT and ANN. The use of SWT-ANN provides improvement in BER and efficiency of system. Focus on the modulation aspects of the optical wireless communication, this work is used for enhance noise immunity of channel by utilizing optimized modulation to the channel by use of ANN in receiver side. This ANN helps to reduce BER value of system and enhance the system performance. In this, modulation technique OOK & PPM is used. It uses ANN method to reduce BER value in receiver side. It compares the performance of OOK based format with PPM in terms of BER and efficiency value. All results are calculated using MATLAB tool and PPM is better in terms of BER and efficiency value.

Keywords-OWC, OOK, PPM, BER Value, ANN etc.

I. INTRODUCTION

Optical remote correspondence might be characterized as the telecom of light shaft in environment which is regulated. It is utilized to give broadband correspondence. The beginning of this correspondence is in antiquated occasions when they utilized the fire guides for move message information over separations. In contrast with RF, optical remote correspondence delighted in advantages, for example, lower usage cost, higher security, unregulated range and operational wellbeing. Then again, the channel can be seriously meddled with by foundation clamor: shot commotion initiated by the foundation surrounding light (radiation from the sun if the framework worked close to a window) and the impedance incited by fake light sources.

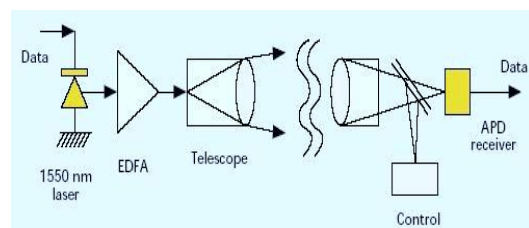


Figure 1: Optical Wireless System [1]

Intensifier and channel modules were likewise utilized in the two units to improve the framework throughput and insusceptibility to commotion. The RF interface required range permit expenses that are to be paid to government bodies. These outflows are confined inside specific breaking points. The allotment for recurrence is found by nearby specialists. It might fluctuate from nation to nation that makes the interface exceptionally

troublesome. In this, the RF channel gives portable availability in view of communicate nature of framework yet it gives a few issues when gadget gets meddled for correspondence. The concealment of electromagnetic vitality is troublesome at RF frequencies. The framework execution can discourage on the off chance that it is inappropriately done.

The ISI brought about by multipath spread and counterfeit light impedance from fluorescent light determined by electronic impact are two significant obstructions, and these should be considered when approving adjustment plans. The fundamental impedances for Infrared correspondence channel including foundation clamor and multipath entomb image obstructions (ISI). The multipath ISI was predominantly account when structuring correspondence frameworks.

The primary impedances for Infrared correspondence channel including foundation clamor and multipath image obstructions. The multipath ISI was for the most part constrained by transmitter and recipient geometry. The beneficiary can transmit information or speak with the transmitter with the assistance of a multipath connect. For this situation, the multi-way connections can cover territories that can't be come to through a LOS joins. The foundation commotion brought about by the encompassing light from daylight and counterfeit light can be serious. The foundation light commotion can influence optical remote framework that utilizing the Infrared range.

From survey, author analyzed wireless optical seawater channel transmission model and based on the transmission model, the OOK optical modulation and LDPC codes was combined to analyze the performance of the UWOC system and the transmission distance of wireless optical (TDWO) in different seawater environments. The results showed that the clearer the water quality, the better performance of LDPC coding system. and when the optical source was 30mW, the

TDWO was less than 6.2m, the coding system can improve the system performance in offshore environment. Some proposed an optical wireless turbo coded system using a new signaling scheme called hybrid PPM-OOK signaling (HPOS) was proposed. The information bit stream of the turbo coded system was represented by PPM signaling and the parity bit streams were indicated by OOK signaling. The decision for OOK was optimized via the PPM signal. The proposed system was evaluated through computer simulation in optical wireless channel.

In this, it explored ANN-based recipient for baseband balance systems including OOK. Area II exhibits the intensity channels in this system. In Section III, It characterizes proposed procedure of framework. In Section IV, It characterizes important results of proposed System. At last, conclusion is clarified in Section V.

II. INTENSITY CHANNELS OF OPTICAL WIRELESS SYSTEM

In this segment, it characterizes the physical start for the different adequacy and force controls just as transmission qualities in indoor situations.

1. Basic Channel Structure

The optical quality of a source is well-characterized as the optical force delivered per strong point in units of Watts per steradian [3]. Remote optical connections pass on information by balancing the prompt optical force quality, in answer to an information electrical flow signal $x(t)$. The message data sent on this divert isn't contained in the adequacy, stage or recurrence of the transmitted optical waveform, but instead in the force of the transmitted sign. Present day optoelectronics can't work straightforwardly on the recurrence or period of the 10¹⁴ Hz go optical sign. This electro-optical transformation process is called as optical force regulation and is every now and again capable by a light-

transmitting diode or laser diode that is working in the 850-950 nm wavelength band.

Table 1 incorporates a rundown of the essential classes under which an optical radiator can fall. Class 1 activity is generally alluring for a remote optical framework since outflows from items are protected under all conditions. Under these conditions, no admonition names should be applied and the gadget can be utilized without extraordinary security safety measures. The wellbeing of these frameworks is kept up by finding optical bars on housetops or on towers to forestall incidental interference.

Table 1: Interpretation of IEC Safety Classification for Optical Sources

Safety Class	Interpretation
Class 1	Safe under reasonably foreseeable conditions of operation
Class 2	Eye protection afforded by aversion responses including blink reflex
Class 3A	Safe with viewing with unaided eye
Class 3B	Direct Intra beam viewing is always hazardous

2. Channel Interferences

a. Multipath ISI

The principle impedances for Infrared correspondence channel including foundation clamor and multipath bury image obstruction (ISI). First case demonstrated multipath proliferation can make twisting the beneficiary when LOS way was accessible. Second case demonstrated when LOS way was not accessible (for example hindered), the multipath proliferation can be utilized to keep up correspondence through reflections.

b. Background Light Interference

The principle impedances for Infrared correspondence channel including foundation commotion and multipath bury image obstructions (ISI). The collector can transmit information or speak with the transmitter with the assistance of a multipath interface. For this situation, the multi-way connections can cover zones that can't be come to through a LOS joins. The foundation commotion brought about by the encompassing light from daylight and fake light can be extreme. The foundation light commotion can influence optical remote framework that utilizing the Infrared range. It indicated the foundation radiation power ghastly thickness of daylight, glowing and rich lighting. This indicated the Infrared optical channel can endure exceptional mutilation brought about by the foundation encompassing commotion. The daylight and radiant light displayed less occasional qualities than the bright light. In this manner an optical channel can be utilized to viably square quite a bit of these two sorts of radiation.

III. PROPOSED SYSTEM MODEL

In Undecimated Wavelet Transform (UDWT), the signal is represented with same number of wavelet coefficients by neglecting the decimation process after convolution. The SWT has following merits over DWT:

- Even though the SWT requires more calculation and calls for bigger memory, it enables better de-noising quality and better edge detecting capacity.

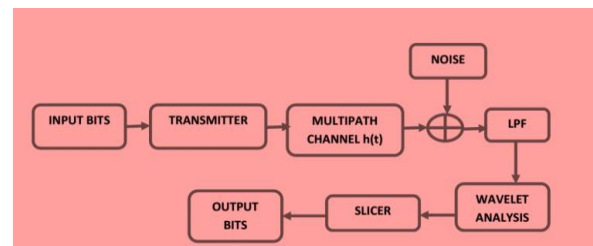


Fig 2: Proposed System Model

- Since the number of coefficients is halved in subsequent resolution levels of DWT, due to down sampling (decimation) process, it is usually suitable for implementing for discrete signals or images whose size is power of two. But SWT can be implemented for any arbitrary sizes of images since the down sampling process is not applied so as to keep the number of coefficients is same in all the resolution levels. For this reason, the SWT can also be called as Undecimated Wavelet Transform.

Figure 2 shows proposed system model. This work presents a system with OOK & PPM modulation scheme. It also uses SWT based receiver with ANN for error minimization. The modulation formats are described as below:

1. OOK Modulation Scheme

The channel utilized for transmitter has a solidarity plentifulness beat with reaction $p(t)$. It works at a piece pace of R_b that gives beat of span $1/R_b$. For keeping up normal transmitted force in optical field $P_{av}=P$, the transmitter produce visual quality force $2P$ to symbolize somewhat "1", and no capacity to symbolize somewhat "0". Accepting the beat shape $P(t)$ is standardized to solidarity, the transmitted OOK beat sign can be spoken to as:

$$P(t) = \begin{cases} 1 & \text{for } t \in [0, T) \\ 0 & \text{elsewhere} \end{cases} \quad (1)$$

The data transfer capacity of OOK plot is given by $R_b=1/T$. for example characterized as the opposite of heartbeat width. In this way, OOK plot is characterized as the benchmark for different arrangements utilized for optical remote area. That is the reasonable discovery which utilizes direct activity.

Also it is easy to detect and generate. The probability of error is given as,

$$P_e = \frac{1}{2} \operatorname{erfc} \left[\sqrt{\frac{E}{N_0}} \right]^* \quad (2)$$

The bit error rate or the probability of error is used to judge the performance of system. It must be as small as possible.

2. Pulse-Position Modulation (PPM)

In that plan the abundance and the width of the beats is kept steady, while the situation of each heartbeat, regarding the situation of a reference beat, is changed by the quick examined estimation of the adjusting signal. In this way, the transmitter needs to send synchronizing heartbeats to keep the transmitter and recipient in synchronism. As the width and sufficiency of the beats are steady, the transmitter handles consistent force yield, an unmistakable bit of leeway over the PWM.

3. BER under ISI

The BER articulation for various balance plots under both ISI and foundation encompassing light clamor can be determined. During an example of time interim T_c , vitality y of k_{th} test landing at the edge identifier is

$$y = z + N_{awgn}, \quad z = s + m \quad (3)$$

Where z is vitality gotten by light finder and N_{awgn} is motivation vitality of the added substance white Gaussian commotion. The commotion happens in this channel is a direct result of quality of foundation helping conditions.

4. Proposed Algorithm

Step 1: Generate Input data stream

Step 2: Select the modulation format OOK /PPM

Step 3: Generate the Modulation

Step 4: Calculate

$$y(t) = x(t) * h(t)$$

Step5: Addition of Noise

$$Y(t) = y(t) + n(t)$$

Step6: Threshold Detection and apply SWT

Step7: Calculate BER by ANN

If $BER \leq Goal$ then;

Save Results

Else

Repeat steps from step 2

END

In that work it presented the investigation of the ANN based receiver for the baseband modulation techniques including OOK and PPM. The ANN network uses the feed forward and feed backward filters for best knowledge of the bit error rate. The training, testing and validation is also done by ANN. The multipath instigated ISI and BER were the two most significant impedances that influence the presentation of indoor optical remote correspondence frameworks.

IV. RESULTS & DISCUSSION

In this work, a wavelet-ANN based recipient is proposed. In ANN, a back-spread idea was utilized for limiting the mistake in framework. The SWT utilized in the framework goes about as a pre-preparing highlight for neural system. The principle issues in the framework are ISI and light impedance. These issues are taken care of by proposed framework having wavelet based recipient. In neural system, it takes 100 neurons in first layer and gave 1 in yield layer. These neurons are prepared with number of tests before arrangement happens. In this, signal is characterized as discrete examples with interim 1ns.

Table 2: Input Parameters of System

Parameter	Value
No. of Symbols	100
Samples per Symbol	40
Word Blocks	2
Data rate	200 mbps

Because of this, it increment the estimation of cost while including high recurrence source. Better BER execution can be acquired by planning the framework adjustment/demodulation to accomplish a

higher normal BER first, and afterward decreasing the outcomes to the objective BER esteem through ANN beneficiary. To compute the surrounding light obstruction, the channel motivation reaction inside a period interim was considered.

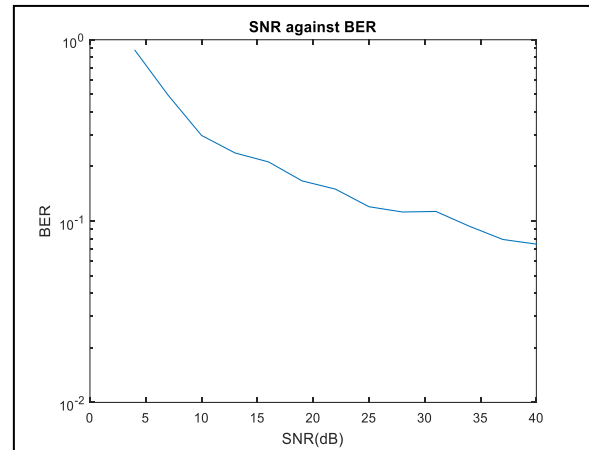


Figure 3: BER Response of OOK using DFE

Figure 3 shows the BER response of OOK with SWT-ANN system and complexity is less. Hence efficiency is quite low. The SWT produces coefficients for every scale up to a scale where it chooses to terminate the analysis. The time taken to run simulations using SWT under MATLAB has been restrictive. In this work, The discrete wavelets includes consecutive and corresponding filters like low pass and high pass for splitting the signal into detail coefficients with its estimation. With traditional filtering, this would leave us with two signals both with the same number of sample points as original. However, SWT process down-samples both signals by a factor of 2. The decomposition process is iterated as many times as required. Although techniques such as the use of equalization filters can be effective to reduce the ISI, yet were not optimized for dynamic ISI interference, and usually came at cost of system complexity. In order to maintain the channel throughput under combined channel impairments, an adaptive modulation scheme is proposed.

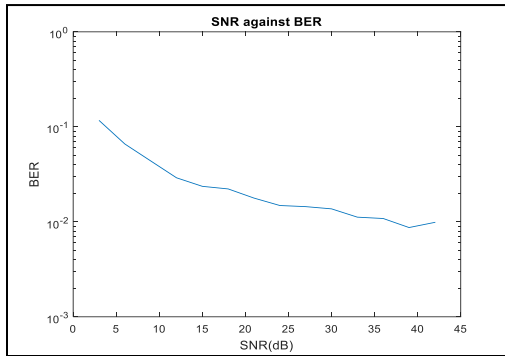


Figure 4: BER Response of PPM Modulation with SWT

Figure 4 presents results using PPM modulation technique with SWT and ANN at receiver side. Since, PPM shows better response in BER and efficiency as compared to OOK technique in every aspects. PPM depends upon pulse position factors. The communication reliability of PPM is better than that of OOK.

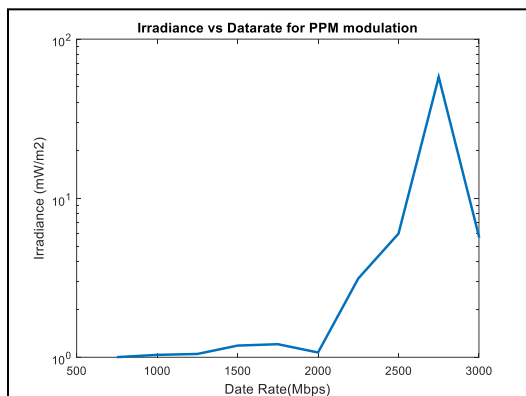


Figure 5: Irradiance vs. Data Rate for PPM Modulation using SWT

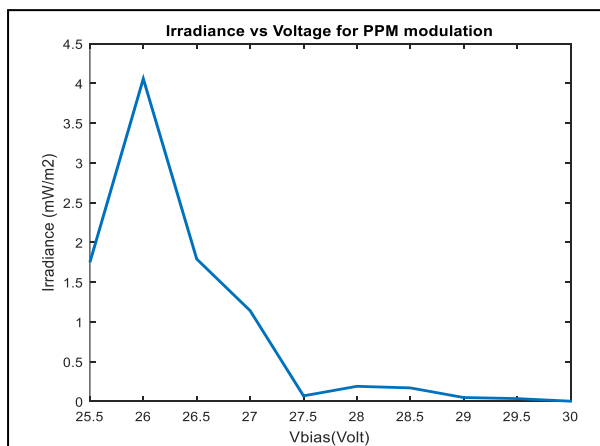


Figure 6: Irradiance vs. Voltage for PPM Modulation using SWT

Fig 5 & 6 shows the irradiance response of PPM modulation using SWT and ANN. This result shows that as data rate increases, irradiance shows exponentially increasing behaviour at around 2700 Mbps and then starts decreasing at high data rate. Similarly, as the voltage increases, irradiance shows peak at 26 V and then starts decreasing exponentially. Table 3 shows the performance comparison of OOK and PPM Modulation technique using ANN method and results show that PPM output is better as compared to OOK modulation using ANN in terms of BER & efficiency. Hence, it is more effective in terms of BER. and results also show that PPM is bandwidth efficient as compared to OOK.

Table 3: Performance Comparison for OOK & PPM Modulation

Parameter	OOK	PPM
BER	0.07	0.008
Efficiency	63.2 %	74%
Peak Irradiance (mW/m²)	02	04

V. CONCLUSIONS

This work provides the concept of PPM based modulation using SWT and ANN method. The use of ANN is to reduce BER value under less computational time. In this work, System performances under combined multipath ISI and background ambient light noise are validated using OOK & PPM modulation scheme. This work uses wavelet as a receiver for handling the data bits. The work uses the MATLAB tool for providing effects of Inter-symbol Interference and light interference on this receiver. This included fully understanding the mathematical model of the channel, noise sources and error performance under each or combined interferences. It uses ANN method to reduce BER value in receiver side. Results presented here can be used to further demonstrate the capability of adaptive

OOK & PPM modulation. The simulation results help confirming the feasibility of the adaptive modulation techniques which is used for the optical wireless channel. The performance of this system is analyzed based on BER value. The result shows the performance comparison of OOK using DFE and PPM Modulation technique using ANN method and results show that PPM output is better as compared to OOK modulation using ANN in terms of BER and efficiency.

REFERENCES

- [1] S. Lausnay, L. Strycker, "Optical CDMA Codes for an Indoor Localization System using VLC", *IEEE 3rd International Workshop in Optical Wireless Communications*, 2014.
- [2] P. Saengudomlert, "On the Benefits of Pre-Equalization for ACO-OFDM and Flip-OFDM Indoor Wireless Optical Transmissions Over Dispersive Channels", *IEEE Journal of Light wave Technology*, Vol. 32, No. 1, January 1, 2014.
- [3] J. Panta, P. Saengudomlert, "Performance Analysis of Partial Pre-Equalization for ACO-OFDM Indoor Optical Wireless Transmissions", *9th International Symposium on Communication Systems, Networks & Digital Sign*, 2014.
- [4] S. Zabid, "Non-Orthogonal Multiple Access (NOMA) for Indoor Visible Light Communications", *IEEE International Workshop on Optical Wireless Communications*, 2014.
- [5] M. Gökçe, Y. Baykal, "Effect of Partial Coherence on MISO FSO Systems", *IEEE International Workshop on Optical Wireless Communications*, 2015.
- [6] M. Kashef, M. Abdallah, and K. Qaraqe, "Cooperative OFDM-based Multi-User Visible Light Communication Systems with Limited Information", *IEEE International Workshop on Optical Wireless Communications*, 2015.
- [7] R. Kizilirmak, C. Rowell, "Non-Orthogonal Multiple Access (NOMA) for Indoor Visible Light Communications", *IEEE International Workshop on Optical Wireless Communications*, 2015.
- [8] M. Jamali, and J. Salehi, "On the BER of Multiple-Input Multiple-Output Underwater Wireless Optical Communication Systems", *IEEE International Workshop on Optical Wireless Communications*, 2015.
- [9] H. Mao, Y. Guo, "Indoor Optical Wireless MIMO System with a Non Imaging Receiver", *IEEE International Conference on Optical Communications and Networks*, 2015.
- [10] F. Marzano, D. Carrozzo, "Clear-air Turbulence Effects Modeling on Terrestrial and Satellite Free-Space Optical Channels", *IEEE International Workshop on Optical Wireless Communications*, 2015.
- [11] B. Fahs, A. Chowdhary, "A 1.8 Gb/s Fully Integrated Optical Receiver for OOK Visible Light Communication in 0.35 μm CMOS", *IEEE* 2016, pp. 934-937.
- [12] C. Goodness, Z. Cao, K. A. Mekonnen, "Low-Crosstalk Full-Duplex All-Optical Indoor Wireless Transmission With Carrier Recovery", *IEEE Photonics Technology Letters*, Vol.29, No. 6, March 15, 2017.
- [13] Haymen Hoaxes, Katarzyna Balakie, "Optical Frequency Tuning for Coherent THz Wireless Signals", *IEEE Journal of Light wave Technology*, Vol. 36, No. 19, October 1, 2018.
- [14] J. Zhang, Y. Yang, "Performance Analysis of LDPC Codes for Wireless Optical Communication Systems in Different Seawater Environments", *Asia Communications and Photonics Conference*, 2018, pp. 978-980.

- [15] R. Sun, H. Habuchi, " Proposal of Optical Wireless Turbo Coded System with Hybrid PPM-OOK Signalling", IEEE 2018, pp. 5602-5605.
- [16] N. Malathkar, S. Soni, "SWT based Resolution Enhancement Technique for WCE Images", IEEE 2019, pp. 303-305.